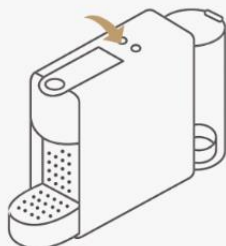


INSTRUCTIVO DE USO DE CAFETERAS NESPRESSO UBICADAS EN TODAS LAS SUITES

Así prepara tu café

1



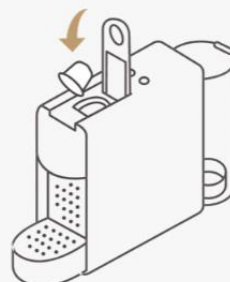
Agrega agua al contenedor y enciende la máquina presionando Espresso o Lungo.

2



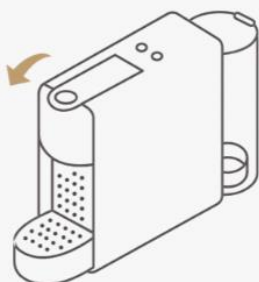
Levanta la palanca empujando el mango hacia arriba.

3



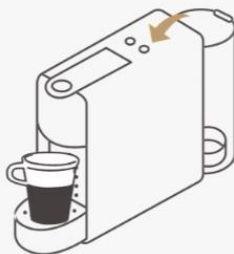
Introduce una cápsula con la tapa de aluminio frente a ti.

4



Baja la palanca empujando el mango hacia abajo.

5



Coloca una taza sobre la rejilla y pulsa el botón iluminado Espresso o Lungo.

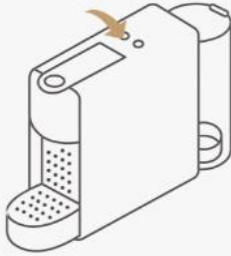
6



Levanta la palanca. La cápsula será automáticamente expulsada al contenedor interno de las cápsulas usadas.

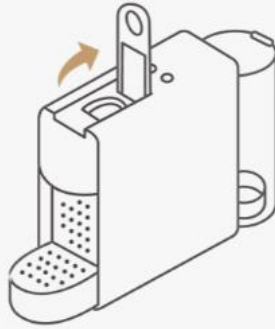
PREPARE YOUR **COFFEE**

1



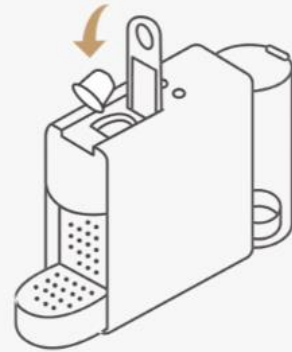
Add water to the container and turn the machine on by pushing Espresso or Lungo

2



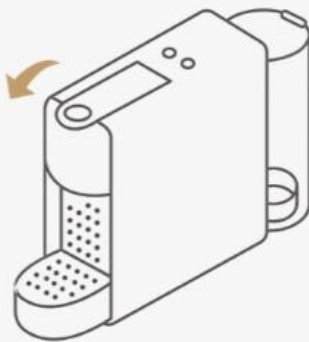
Raise the lever by pushing the handle up.

3



Insert a capsule with the aluminium cover facing you.

4



Lower the lever while pushing the handle downwards.

5



Place a cup on the grid and push the selected size button Espresso or Lungo.

6



The capsule will be automatically ejected into used capsule deposit.