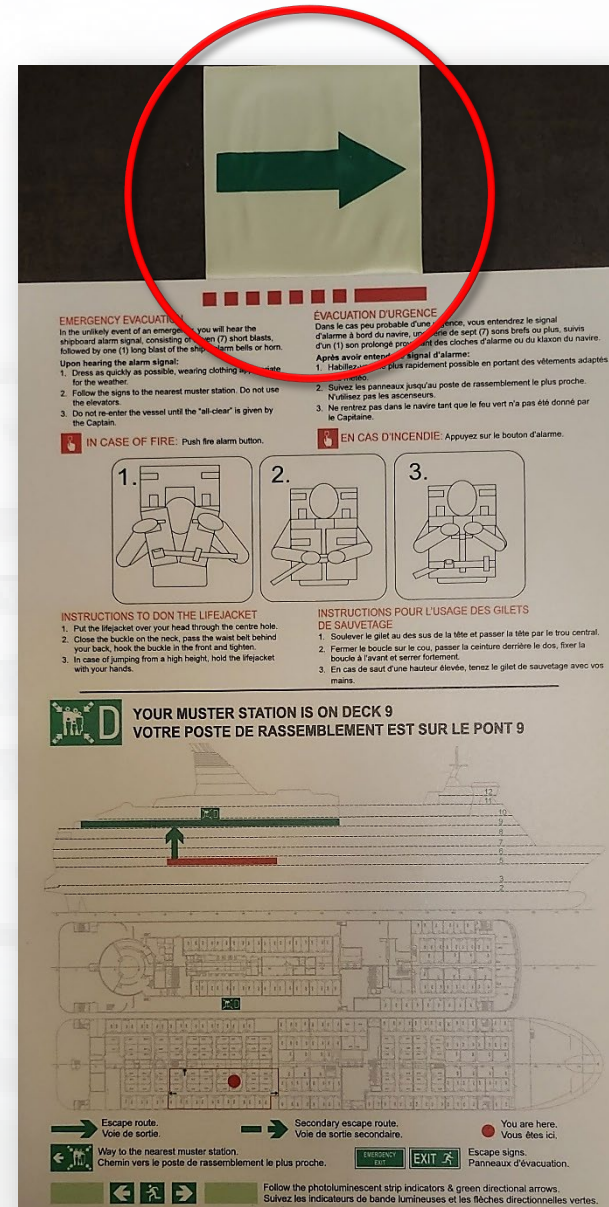



Safety & Security – Dead End Corridors

Due to Transport Canada regulations, additional safety measures have been taken in the cabins located near dead end corridors.

- **Emergency Instruction Behind the cabin door**

Behind the cabin door, at the top of the **EMERGENCY EVACUATION INSTRUCTION SIGN**, there is an additional IMO (*International Maritime Organization*) sign direction arrow indicating the way to the nearest muster station.





- **Emergency Escape Box**

In your cabin, you will find a clear, sealed plastic box with a flashlight, gloves, and a single pack breathing hood.

Location of Emergency Escape Box

Is located on the top shelf behind the cabin door.

DO NOT OPEN THE BOX



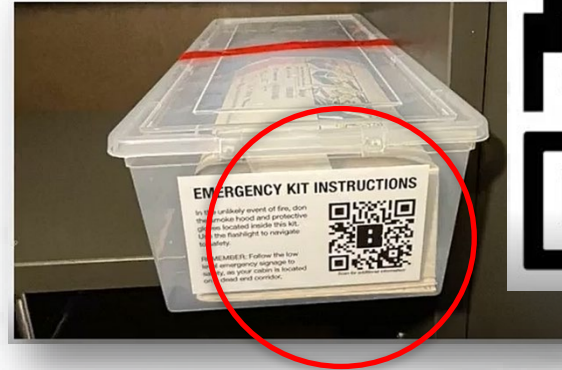
UNLESS IT'S AN

EMERGENCY

- **Single Pack Breathing Hood.**
 - **QR Code.**

You can access a quick 27-second instruction video on how to use the Single Pack Breathing Hood by scanning the QR code provided on the plastic box.

This video will demonstrate the proper procedure for wearing and using the hood effectively.



VIDEO





- **Single Pack Breathing Hood**
 - **Manual Instructions**

If the **Emergency Escape Box** has been opened due to an emergency, detailed instructions are provided on the box to guide you through the use of its contents.

Below is a general overview of the steps to use the Single Pack Breathing Hood



- **Escape Route from the Cabin.**

When evacuating from the cabin:

Outside the Cabin: In the corridor directly adjacent to the bulkhead (wall), you will find escape route direction arrows.

These arrows are clearly marked and will guide you toward the nearest muster station.

Follow the direction these arrows indicate to safely and quickly evacuate the area.



• Emergency Lighting

When evacuating from the cabin:

Outside the Cabin: you will find Low Location Lighting (LLL) arrows.

These arrows are positioned low to the ground and will guide you toward the nearest muster station in case of an emergency.

Follow the LLL arrows to safely reach the designated muster point.

Always familiarize yourself with the location of escape routes and muster stations, and ensure you can identify the LLL system to navigate in low-visibility situations



- **Additional Smoke Detectors**

For enhanced safety:
Additional **smoke detector** has been installed inside the cabin and in the dead-end corridor to provide early warning in case of fire



CORRIDOR



CABINS